

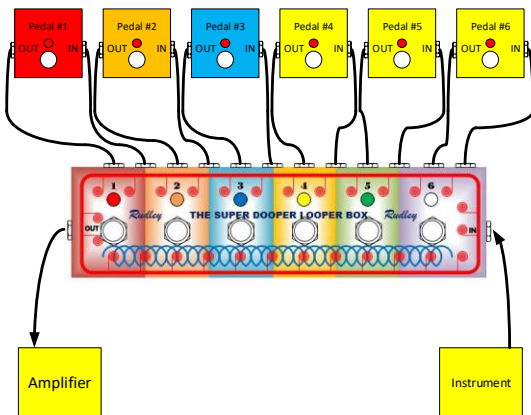


Output Jack

Changing the Battery on P/N SDL100-001 only.

- Remove four screws from back and take off cover.
- With a 12mm socket remove the number 5 output jack.
- Remove old battery and insert a new battery.
- Install the number 5 output jack.
- Install the cover with the four screws.

Typical Usage:



Who We Are

About Us

We are a small electrical engineering business. I am also an amateur guitarist who wanted certain pedal effects that I couldn't find in the market. So, I developed some of my own.

Should you need a similar custom pedal for your specific application, please E-Mail me at technology@rudley.com. I would provide you a quote. It generally would take me about 2-months to build your custom pedal.

Contact Us

Email: technology@rudley.com

Web: <http://www.rudley.com>

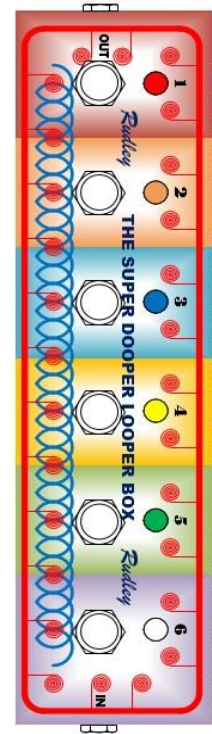
Warranty

"THE SUPER DOOPER LOOPER BOX" has a 1-year warranty from the date of original purchase. This 1-year warranty covers repair or replacement of the unit. Should your "THE SUPER DOOPER LOOPER BOX" fail, please Email me at technology@rudley.com to let me know the problem. Ship the failed unit to:

Frank Rudley
500 4TH Ave.
Lester, PA 19029



RUDLEY TECHNOLOGY SOLUTIONS LLC
500 4TH AVE
Lester, PA 19029



RUDLEY TECHNOLOGY SOLUTIONS LLC

*THE SUPER DOOPER LOOPER BOX
P/N SDL100-001 – Order Selection
P/N SDL100-002
USERS MANUAL*

THE SUPER DOOPER LOOPER BOX

Congratulations for purchasing "THE SUPER DOOPER LOOPER BOX".

This stomp box provides a Passive Serial Looper switch box that can support up to six pedals. This device uses no active electronics. Either a 9Vdc battery (6LR61) or standard 9Vdc pedal board power is used to illuminate the LEDs. P/N SDL100-001 has six additional rotary selector switches that allows the user to change the order of the serial pedals. P/N SDL100-002 does not have these switches and has a fixed "1-2-3-4-5-6" serial order. For example, in P/N SDL100-001, to swap the order of pedal 6 with pedal 2 set the rotary switches to 1-6-3-4-5-2.

"THE SUPER DOOPER LOOPER BOX" provides a convenient way to select your pedal effects.


Features:

- 1) Supports up to six pedals with six selectable channels.
- 2) Works off a 9Vdc battery (6LR61) or standard 9Vdc pedal board power.
- 3) The 9Vdc battery power is not be used if external 9Vdc pedal board power is used.
- 4) Will still function without any 9Vdc power. Only the illumination of the LEDs will not function without battery or external power.
- 5) No programming required.
- 6) Battery power will not be used unless a plug is placed in the "IN" jack to prevent draining the battery when not in use.
- 7) Uses Mono 1/4" plugs only.

- 8) For a particular channel, its LED will not illuminate unless a plug is placed in its "INPUT" jack to provide better troubleshooting.
- 9) For a particular channel, if a plug is not placed in its "INPUT" jack, it shall go into bypass; thereby, allowing a pedal to be removed without effecting the functionality of the other channels.
- 10) Contains no circuit boards or any active circuitry.
- 11) Each of the six channels has a different color. (Red, Orange, Blue, Yellow, Green, White)
- 12) The sixth channel uses a LED which slowly changes colors.



P/N SDL100-001 – Front View with Serial Order Selection Knobs



P/N SDL100-002 – Front View without Serial Order Selection Knobs



Back View – Inputs and Outputs to Pedal Effects.



Input Jack with Power Jack